

# Vendor-Neutral Vulnerability Management



A centralized platform to integrate and operationalize your **penetration testing results** and **vulnerability scanning data**

### Analyse historical data trends

See at a glance how your global threat posture improves over time

### Security assessment asset auditing

Effortlessly track your most important assets, SLAs, and compliance metrics

### PenTest-first remediation management

Prism makes vulnerability management faster and more efficient, for data from any assessment type

### Live dynamic reporting

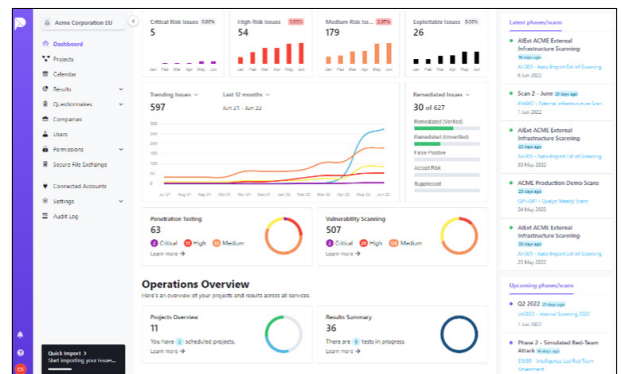
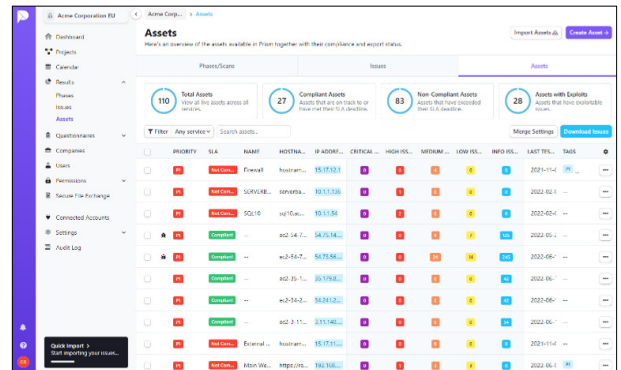
Prism replaces static PDFs with next generation, living, breathing reports

### Group-level reporting

Tenant-of-Tenants enables business units to function independently and comply with territorial data regulations

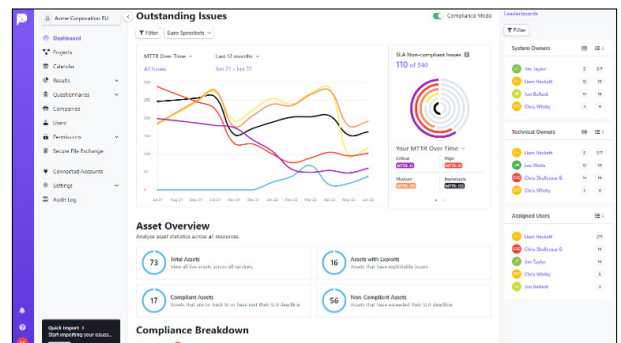
### Daily exploit monitoring

Be alerted as soon as new exploits become available for any issue within your estate

The Assets page shows a table with columns for Priority, SLA, Name, Hostname, IP Address, Criticality, High Risk, Medium Risk, Low Risk, Info, Last Test, and Status. Summary statistics include: Total Assets (110), Compliant Assets (27), Non-Compliant Assets (83), and Assets with Exploits (28).

Priority	SLA	Name	Hostname	IP Address	Critical	High Risk	Medium Risk	Low Risk	Info	Last Test	Status
High	Red	Firewall	firewall	10.10.10.1	High	High	Low	Low	2022-05-14	Pass	
High	Red	SQL DB	sql1	10.10.10.2	High	High	Low	Low	2022-02-11	Fail	
High	Red	Web Server	web1	10.10.10.3	High	High	Low	Low	2022-05-14	Pass	



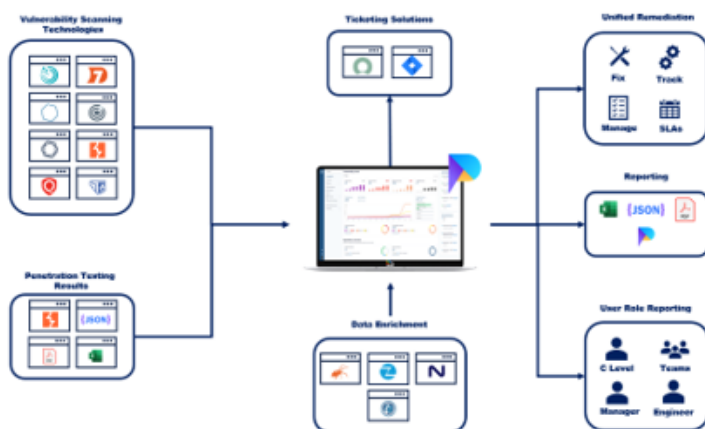
Partnered with



Uniting technology,  
inspiring people

# The Prism Platform has been developed by experienced penetration testers, infosec experts, and IT security leaders to reimagine, transform, and modernize vulnerability management

Prism is our solution to the outdated processes that hold IT security teams back from addressing their critical issues fast. Not only does Prism eliminate the need for spreadsheets, PDFs, and manual processes; it makes it effortless for global teams to consolidate their threat landscapes and execute agile, streamlined, and data-driven remediation.



## Prism Reduces MTTR by 61%

Mean-time-to-remediate is reduced by up to 61% for exploitable issues 52% for critical issues and 44% for high issues

## Platform Users Are Able to Track 87% More Assets Than Before Using Prism

This greatly improves visibility of vulnerability data for wider teams

## Prism Alerted Users to Over 3,000 Exploitable Issues in the last 6 months alone

The cost of a breach reached an average of \$4.24 million in 2021. By improving prioritization, the risk of a data breach is significantly reduced

## Prism Can Help 56% of Organizations Overcome Remediation Delays

56% of organizations said that using emails and spreadsheets to manage vulnerability remediation is a main cause of delays. Prism replaces email chasing and spreadsheets with modern, automated processes

## Prism Reduces the Time it Takes to Raise Support Tickets by 65%

Bi-directional integrations with top ticketing systems reduce the time it takes to raise support tickets by up to 65%, including JIRA and ServiceNow

